












Report on Corporate Responsibility
PERFORMANCE 2020



By measuring our corporate responsibility performance on a regular basis, we are continuously validating the effectiveness of our actions and highlight the areas where we are already making strong progress as well as other areas where further action is still required.¹

● New ● In progress ● Completed

	2018	2019	2020	STATUS	TARGET
HUMAN RIGHTS  Learn more					
ALDI Social Assessments: Evaluation of non-food production facilities	388	343	304	●	-
ALDI Producer Assessments: Audits of food farms and plantations	-	44	20	●	-
Corporate Responsibility Supplier Evaluation: Integration of business partners	100% 	100%  	100%   	●	Integration of all food & non-food high-priority supply chains
RESOURCE EFFICIENCY²  Learn more					
Chemicals in production: Wet production facilities with compliant wastewater and sludge analysis	-	-	88%	●	-
Cocoa: Products containing certified cocoa	86%	88%	89%	●	100% by 2020
Coffee: Sustainable coffee tonnage	56%	55%	52%	●	-
Cotton: Sustainable cotton tonnage	21%	25%	50%	●	100% by 2025
Eggs: Shell eggs from cage-free supply chains	46%	46%	44%	●	100% by 2025
Fairtrade: Certified products (incl. Fairtrade-sourced ingredients)	334	686	401	●	-
Fish & Seafood: Responsibly sourced fish and seafood	88%	89%	95%	●	100% by 2020
Food waste: Food surplus per total food sold	-	-	1.39%	●	-
Packaging: Products with certified/recycled paper-based packaging	37%	53%	74%	●	100% by 2021
Palm Oil: Certified palm (kernel) oil in products	100%	100%	100%	●	100% by 2020
Timber: Certified/recycled wood-based products	71%	79%	84%	●	100% by 2021
Tropical Fruit: Certified bananas and pineapples sold in European and US stores	-	100%	100%	●	-
Operational Waste: Recycled plastic transport packaging	96%	97%	97%	●	-
ZERO CARBON  Learn more					
Company Carbon Footprint: Reduction of operational greenhouse gas emissions	-	-	- ³	●	-26% by 2025 (baseline year 2016)
Carbon-neutrality of ALDI SOUTH Group countries	5	7	7	●	Net Zero Carbon
Electricity from renewable energy sources	89%	90%	- ³	●	-
Refrigeration: Stores using more environmentally-friendly refrigerants	82%	87%	- ³	●	100% by 2025

Reporting scope:

- All reporting are based on our own-brand products. Branded products are excluded. ALDI China is not considered within the scope of this reporting.
- For the year 2020, the ALDI SOUTH Group's CR performance in the area of Resource Efficiency is reported excluding our national operations in Austria, Switzerland, Slovenia, Hungary, and Italy, due to a transition of IT systems.
- Indicator for 2020 will be published at the end of the year 2021.

Please find more detailed information on our International Responsibility Website: [CR Performance](#)



HOFER Kommanditgesellschaft

Global Sourcing & Corporate Responsibility International
Alte Bundesstraße 10
A-5071 Wals
VAT Reg. No.: ATU24963706
Commercial register: FN 26451z, Regional Court of Wels

First Edition: 05/2021

Contact:

Corporate Responsibility International (CRI)
responsibility@aldisouthgroup.com

Please see cr.aldisouthgroup.com for more information on our international corporate responsibility activities.